

Year 6

Parents' Information Meeting

SATs

Wednesday 6<sup>th</sup> April 2022

# Aims of the session

- To share important information about KS2 SATs
- To answer any questions about KS2 SATs
- Discuss / share ideas about how you as a parent can help your child at home

# What are SATs?

SATs = Statutory Assessment Tests

- All children have to be tested before they go to secondary school.
- SATs provide assessment information for their new teachers at their chosen secondary school.

## Do secondary schools require any other information?

- As well as your child's SATs results, secondary schools also require teacher assessment.

### Teacher Assessment

- Teacher assessment draws together everything the teacher or teachers know about a child, including observations, marked work and school assessments.
- Teacher assessment is not a 'snapshot' like tests and is therefore more reliable.
- There can be a difference between teacher assessment results and test levels.
- Writing is teacher assessed and the children's writing skills will not be assessed through a test.

# How is SATs week organised?

- A timetable is issued to school, telling us on which days/sessions tests must be administered.
- All children must sit the tests at the same time.
- Test papers must be opened on the morning of the test (in the test room).
- Tests are completed in the classroom and smaller intervention rooms, overseen by several members of staff.

# A sample SATs timetable . . .

## Year 6 SATs Week 9th- 12th May 2022

Date	Activity
Monday 9 May 2022	English grammar, punctuation and spelling papers 1 and 2
Tuesday 10 May 2022	English reading
Wednesday 11 May 2022	Mathematics papers 1 and 2
Thursday 12 May 2022	Mathematics paper 3

No tests take place in the afternoons or the Friday of SATs week.

# English SATs

English SATs consist of:

- A reading test
- A grammar, punctuation and spelling test

# Reading

- The Reading Test consists of a single test paper with three unrelated reading texts.
- Children are given 60 minutes in total, which includes reading the texts and answering the questions.
- A total of 50 marks are available.
- Questions are designed to assess the comprehension and understanding of your child's reading.
- Some questions are multiple choice or selected response, others require short answers and some require an extended response or explanation.
- Your child cannot have any adult help with this test.



# Types of questions

- Retrieval - answer is there in the text
- Deductive - look for clues
- Infer - read between the lines
- Author's intent - e.g. why does an author use a particular word?

# How can you help your child with reading?

Listening to your child read can take many forms:

- Focus developing an enjoyment and love of reading.
- Enjoy stories together - reading stories to your child at KS2 is equally as important as listening to your child read.
- Read a little at a time but often, rather than rarely but for long periods of time
- Talk about the story before, during and afterwards - discuss the plot, the characters, their feelings and actions, how it makes you feel, predict what will happen and encourage your child to have their own opinions.
- Look up definitions of words together - you could use a dictionary, the internet or an app on a phone or tablet.
- All reading is valuable - it doesn't have to be just stories. Reading can involve anything from fiction and non-fiction, poetry, newspapers, magazines, football programmes, TV guides.
- Visit the local library

# Spelling, Punctuation and Grammar

- A spelling test is administered containing 20 words, lasting approximately 15 minutes.
- A separate test is given on Punctuation, Vocabulary and Grammar
- This test lasts for 45 minutes and requires short answer questions, including some multiple choice.
- Marks for these two tests are added together to give a total for Spelling, Punctuation and Grammar.

# How can you help your child with writing?

- Practise and learn weekly spelling lists - make it fun! (Spelling Shed)
- Encourage opportunities for writing such as letters to family or friends, shopping lists, notes or reminders, stories or poems.
- Write together - be a good role model for writing.
- Encourage use of a dictionary to check spelling and a thesaurus to find synonyms and expand vocabulary.
- Allow your child to use a computer for word processing, which will allow for editing and correcting of errors without lots of crossing out.
- Remember that good readers become good writers! Identify good writing features when reading (e.g. vocabulary, sentence structure, punctuation).
- Show your appreciation: praise and encourage, even for small successes!

# Mathematics

- Your child will sit three tests: Paper 1, Paper 2 and Paper 3.
- Paper 1 is 'Arithmetic' lasting for 30 minutes, covering calculation methods for all operations, including use of fractions, percentages and decimals.
- Questions gradually increase in difficulty. Not all children will be expected to access some of the more difficult questions later in the paper.
- Papers 2 and 3 cover 'Problem Solving and Reasoning', each lasting for 40 minutes.
- Pupils will still require calculation skills but will need to answer questions in context and decide what is required to find a solution. They are also required to explain their reasoning.

# Mathematics

- Some questions are worth one mark and therefore accuracy is important.
- Other questions are worth two marks and even if the answer is wrong, a mark may be given for correct working.
- Teachers may read questions in both written papers to pupils if asked.

# How can you help your child with maths?

- Play times tables games – Times Table Rock Stars is great for this!
- Play mental maths games including counting in different amounts, forwards and backwards.
- Encourage opportunities for telling the time.
- Encourage opportunities for counting coins and money; finding amounts or calculating change when shopping.
- Look for numbers on street signs, car registrations and anywhere else!
- Look for examples of 2D and 3D shapes around the home.
- Identify, weigh or measure quantities and amounts in the kitchen or in recipes.
- Play games involving numbers or logic, such as dominoes, card games, darts, draughts or chess.

## How are we helping your child here at Gosford Park?

- Maths, writing and reading comprehension lessons in small groups with tailored teaching every morning (20)
- Teaching assistant support during lessons
- Maths tutoring before school (Friday mornings)
- Maths booster classes after school (Thursdays)
- Opportunities to reason and problem solve in lots of different ways across the curriculum built into our lessons
- Homework (digital currently – this will be amended after Easter)
- Optional homework on Seesaw to practise SATs type questions to build confidence



# Useful Websites

BBC Bitesize - KS2

The image shows the BBC Bitesize website for Key Stage 2 (KS2). At the top, there is a navigation bar with the BBC logo and links for News, Sport, Weather, iPlayer, TV, Radio, and More... A search bar is located on the right side of this bar. Below the navigation bar, the main header features the text "KS2 Bitesize" in a large, stylized font. The background is light blue with bubbles and cartoon fish. On the left side, there is a vertical menu with icons and labels for Home, English, Maths, and Science. Below this menu is a "More Bitesize" link and the CBBC logo. The central area contains three large, rounded rectangular buttons for "English", "Maths", and "Science", each featuring a cartoon fish character interacting with a book, a calculator, and a beaker respectively. Below these buttons is a yellow banner with the text "Find an activity here" and a horizontal scroll bar. The scroll bar displays five activity thumbnails: "Spelling" (with a fox), "Microorganisms" (with a microscope), "Angles" (with a triangle and angles labeled 60, 180, and 30), "Story Planning" (with the word "Trapped!"), and "Light" (with a woman's face).

# Useful Websites

## Primary Homework Help for Kids - by Mandy Barrow



### Interactive Maths Games and Activities

Maths Zone by [Mandy Barrow](#)

This site uses cookies. See our [Cookie Policy](#) for information

• Homework Help

• Search our sites

• Maths index

**Number Skills**

• Addition

• Subtraction

• Times Tables

• Division

• Hundred Square

• Place Value

• Fractions

• Decimals

• Percentages

• Mental Maths

• Word Problems







### Interactive Maths Games

[primaryhomeworkhelp.co.uk](http://primaryhomeworkhelp.co.uk)

We have several fun online interactive activities here to help you not only improve your mental maths skills, but also to help you with your SATs Revision too! You need Java and Flash installed to play these games.

Woodlands Maths Zone was created and is kept up to date by Mandy Barrow

#### Number Skills

	<a href="#">Addition</a>		<a href="#">Hundred Square</a>
	<a href="#">Subtraction</a>		<a href="#">Place Value</a>
	<a href="#">Times Tables</a>		<a href="#">Fractions, Decimals &amp; Percentages</a>
	<a href="#">Division</a>		<a href="#">Mental Maths</a>
	<a href="#">Word Problems</a>		<a href="#">Ratio</a>

#### Shape and Space Skills

[primaryhomeworkhelp.co.uk/maths/index.html](http://primaryhomeworkhelp.co.uk/maths/index.html)

# Useful Websites



Spelling Shed 



Welcome to  
**Year 6**  
minimaths

4 steps to success in Year 6 ...

- Choose a learning objective for the week...
- Complete the daily task and check the answers...
- Support & develop learning providing daily intervention in preparation for the following day's task...
- Build pupil understanding, application and confidence using the week's 5 daily mini-maths tasks.

# Useful Websites



[Login](#) | [Register for free](#) | [Start a 14-day free trial](#)

Support your child's learning journey

[Subject](#)

[School Year](#)

[Topics](#)

[Learning Programmes](#)

[Project Explorer](#)

[Glossaries](#)

[Bookshop](#)

## Today's top reads



101 fantastic activities for the Easter 2022 school holidays

What is Religion and Worldviews?

Go green with these zero waste tips

Access arrangements for primary school SATs

## Explore thousands of primary school resources

### Worksheet finder

Year

- Any -

Subject

- Any -

Go

TheSchoolRun offers parents thousands of printable and interactive worksheets, covering every aspect of the primary curriculum. These are available to our subscribers but you can try a few for free here:

[Free English worksheets](#)

[Free Science worksheets](#)

[Free Maths worksheets](#)

[Free KS1 and KS2 SATS papers](#)

### Tutorial finder

### Learning pack finder

## How can you help your child during SATs week?

- First and foremost, support and reassure your child that there is nothing to worry about and they should always just try their best. Praise and encourage!
- Ensure that your child has a sensible bedtime to make sure they have had enough sleep
- Please ensure that your child is in school every day during SATs week.
- Ensure they have a good breakfast before they leave the house.
- Ensure that they are in school on time
- Please don't book anything in the time leading up to SATs e.g. holidays etc.
- If your child is ill, let us know immediately.